



Date _____ Customer code C- _____

Invoice address _____ Contact person _____

Reference _____

Other delivery address _____

☐ Invoice address = delivery address ☐ Quote

☐ The chair will be used as seat for car transport

Basic price for SW 350-500 mm: 4.340,- € excl. VAT

Basic price for SW 550-600 mm: 5.690,- € excl. VAT

Seat width	D20035EL	<input type="checkbox"/>	350 mm	Seat depth	A	<input type="checkbox"/>	500 mm
	D20038EL	<input type="checkbox"/>	380 mm		B	<input checked="" type="checkbox"/>	475 mm
	D20040EL	<input type="checkbox"/>	400 mm		C	<input type="checkbox"/>	450 mm
	D20043EL	<input type="checkbox"/>	430 mm		D	<input type="checkbox"/>	425 mm
	D20045EL	<input type="checkbox"/>	450 mm		E	<input type="checkbox"/>	400 mm
	D20050EL	<input type="checkbox"/>	500 mm	For seat depth above 500 mm, see page 2			
	D20055EL	<input type="checkbox"/>	550 mm	Capacity	Max. 160 kg (if el. tilt/recline – otherwise 145 kg)		
	D20060EL	<input type="checkbox"/>	600 mm		Seat height	See page 15	
D22149		<input type="checkbox"/>	Side upholstery (reduces SW with 2 x 25 mm)				147,- €

☒ = Standard equipment

ELETRICAL PARTS AND FRAME

Item nr.	Description	Price in €
Standard	<input checked="" type="checkbox"/> Electrical kit with remote control	0,-
Standard	<input checked="" type="checkbox"/> Push handles 300 mm, height adjustable and swingable	0,-
Standard	<input checked="" type="checkbox"/> Anti tip w/ pedal	0,-
D21071	<input type="checkbox"/> Electrical foot supports	1.029,-
D21072	<input type="checkbox"/> Electrical tilt	788,-
D21073	<input type="checkbox"/> Electrical recline	830,-
D41123	<input type="checkbox"/> Holder for remote control –right (can only be combined with a tray in special adaptation)	242,-
D41124	<input type="checkbox"/> Holder for remote control – left (can only be combined with a tray in special adaptation)	242,-
D21808	<input type="checkbox"/> Push handles 500 mm, height adjustable and swingable	210,-

D81740	<input type="checkbox"/>	Push bow – height and angle adjustable	378,-
D20824	<input type="checkbox"/>	Frame extension incl. brakes on lower frame tube	305,-
D41074	<input type="checkbox"/>	Car fastener	179,-
D22222		Special seat depth incl. frame extension, comfort seat plate (for SW 550+600 solid seat plate) and longer cushion – add. charge for SW 350+380 mm as the cushion is special adaptation. If combined with other options, please send us a request as some solutions are only possible as special adaptations. <input type="checkbox"/> 525 mm <input type="checkbox"/> 550 mm <input type="checkbox"/> 575 mm	641,-
D21022	<input type="checkbox"/>	Easy Care cover for seat and back, washable (not available for Netti Sit °C, Kyphotic or Ride cushion)	0,-
D40501	<input type="checkbox"/>	SW extension: 12 mm per side for standard wheels (only SW 350-450)	672,-
D40502	<input type="checkbox"/>	SW extension: 12 mm per side for DB-wheels (only SW 350-450 mm)	672,-

SOLUTIONS FOR RESPIRATION MACHINES AND OTHER MEDICAL DEVICES

D21186EL	<input type="checkbox"/>	Universal device holder (incl. frame extender D20824) for SW 350-500 D: 348 mm / W: SW minus 36 mm / Max. capacity 10kg For information concerning car transport, please see the user manual of the device holder on our website.	2.027,-
D21186	<input type="checkbox"/>	Universal device holder (incl. frame extender D20824) for SW 550-600 D: 348 mm / W: SW minus 36 mm / Max. capacity 10kg	1.890,-
D21187	<input type="checkbox"/>	Cover plate for universal device – add. Level (only with D21186) D: 193 mm / W: SW minus 37 mm / H (free area): 237 mm	504,-
D42900	<input type="checkbox"/>	Extra set of 4 mounting brackets, incl. screws	263,-

BRAKES

Standard	<input checked="" type="checkbox"/>	User brake, brake lever 90 mm	0,-
D21010	<input type="checkbox"/>	Drum brakes with quick release	263,-
D21029	<input type="checkbox"/>	Brake lever extension + 60 mm, length: 150 mm	95,-
D21031	<input type="checkbox"/>	Brake lever extension + 160 mm, length: 250 mm	105,-
D27282	<input type="checkbox"/>	One-hand-brake, right (only in combination with drum brake)	378,-
D27283	<input type="checkbox"/>	One-hand-brake, left (only in combination with drum brake)	378,-

BACK UNIT (for belts please see page 12)

Standard	<input checked="" type="checkbox"/>	Back cushion Netti Smart - side support 120 mm - 3D cover	0,-
Standard	<input checked="" type="checkbox"/>	Back height 500 mm (incl. adjustable velcro back)	0,-
D21006	<input type="checkbox"/>	Back height 600 mm (incl. back extender + longer cushion)	336,-
D44992	<input type="checkbox"/>	Adjustable velcro with cut for side supports for SW 350-500 mm	263,-
D44993	<input type="checkbox"/>	Adjustable velcro with cut for side supports for SW 550-600 mm	305,-

D27376	<input type="checkbox"/>	Side support correction with upholstery left – for Netti Smart	221,-
D27378	<input type="checkbox"/>	Side support correction with upholstery right – for Netti Smart	221,-
D21023	<input type="checkbox"/>	Back cushion Netti Stabil - with 170 mm side support - 3D cover	557,-
D21123	<input type="checkbox"/>	Back cushion Netti Super Stabil – with 170 mm reinforced side support - 3D cover	651,-
D26830	<input type="checkbox"/>	Side support stable left - for Netti Stabil, Super Stabil & Kyphotic	252,-
D26843	<input type="checkbox"/>	Side support stable right - for Netti Stabil, Super Stabil & Kyphotic	252,-
D20630	<input type="checkbox"/>	Back cushion Netti Kyphotic – 3D/Mars cover – only back height 500 mm and for SW 350-500 mm	746,-
	<input type="checkbox"/>	Ride Designs Back solution (See separate order form) Article number: _____ / Accessories: _____	
D27541	<input type="checkbox"/>	Upholstery for side support stable, pair	158,-
D27700	<input type="checkbox"/>	Firm back in aluminium, back height 500 mm	378,-
D27701	<input type="checkbox"/>	Firm back in aluminium, back height 600 mm, incl. D21006	777,-
D21042	<input type="checkbox"/>	Lumbar support	189,-
D21084	<input type="checkbox"/>	Back wedge	189,-



Netti Dynamic FREE back

Allows up to 40° trunk movements backwards. Max. user weight 135 kg. The standard back recline can be locked in any position as the dynamic movement is blocked simultaneously, which can be appropriate during transport or positioning. Incl. frame extension D20824 and Bodypoint Evoflex pelvic stabilizer 2-point belt (SW 350-500 mm):

Size XS ☐ M ☐ L ☐

Bodypoint pelvic stabilizer 2-point belt (SW 550-600 mm) ☐

For more information and choice of gas spring, feel free to contact us or have a look at our website. If combined with other options, please send us a request as some solutions are only possible as special adaptations.

- | | | |
|---------------------------------------|---------------------------------------|---------------------------------------|
| <input type="checkbox"/> D82226 200N | <input type="checkbox"/> D82227 300N | <input type="checkbox"/> D82228 400N |
| <input type="checkbox"/> D82229 500N | <input type="checkbox"/> D82230 600N | <input type="checkbox"/> D82231 700N |
| <input type="checkbox"/> D82232 800N | <input type="checkbox"/> D82233 900N | <input type="checkbox"/> D82234 1000N |
| <input type="checkbox"/> D82235 1100N | <input type="checkbox"/> D82236 1200N | <input type="checkbox"/> D82237 1300N |

For Netti Dynamic System with dynamic seat unit, please see the Netti Dynamic III HD order form.

D87903	<input type="checkbox"/>	Recline limiter (possible to limit in different positions from 116° - 134°) for the Netti Dynamic Free back spring (to be mounted by the dealer)	Price on request
		Libertas 15° back flexibility incl. long anti tips and frame extender (Max. user weight 135 kg, not intended for transportation in car)	Price on request
		<input type="checkbox"/> D82414 80N <input type="checkbox"/> D82415 120N <input type="checkbox"/> D82416 160N	



NEW:
Advanced seating and positioning management: Ride Designs – solutions (seat and back) for an even more stable posture, even more mobility/ functionality and an immense improved skin protection (decubitus prophylaxis). Please use separate order form.

SEAT UNIT (for belts please see page 12)

Standard	<input type="checkbox"/>	For SW 350-500 mm: Seat cushion Netti Uno Seat with 3D cover	0,-
Standard	<input type="checkbox"/>	For SW 550-600 mm: Seat cushion Netti Sit with 3D cover	0,-
Standard	<input type="checkbox"/>	Sliding seat plate	0,-
D21074	<input type="checkbox"/>	Seating plate comfort for SW 350-500 (not to be combined with sliding seat plate) – for SW 550+600 only firm	137,-
D21048	<input type="checkbox"/>	Incontinence cover for seat cushion	242,-
D21007	<input type="checkbox"/>	Netti Sit - Pressure relief seat cushion with incontinence layer under the 3D cover	399,-
D21017	<input type="checkbox"/>	Pressure relief seat cushion Netti Sit °C with temperature regulating features and incontinence layer under the 3D cover	557,-
	<input type="checkbox"/>	Ride Designs Seat cushion (See separate order form) Article number: _____ / Accessories: _____	
D27490	<input type="checkbox"/>	Abduction block small (W: 80 mm x L: 140 mm x H: 80 mm)	263,-
D27491	<input type="checkbox"/>	Abduction block medium (W: 110 mm x L: 150 mm x H: 80 mm)	263,-
D27492	<input type="checkbox"/>	Abduction block large (W: 140 mm x L: 170 mm x H: 80 mm)	263,-
D20830		Removable knee and thigh support <input type="checkbox"/> 1 piece <input type="checkbox"/> 2 pieces	210,-

LEG SUPPORTS

For the Netti III EL you have 6 different types of leg supports with various accessories. Please contact us for consultation.

Accessories for electric angle adjustable leg supports (see page 1)


	<input type="checkbox"/>	Bodypoint ankle huggers with upholstery incl. mounting kit	
	<input type="checkbox"/>	D44863 S (L: 170-200 mm)	242,-
	<input type="checkbox"/>	D44864 M (L: 190-230 mm)	242,-
	<input type="checkbox"/>	D44865 L (L: 220-290 mm)	252,-
	<input type="checkbox"/>	D44904 XL (L: 280-330 mm)	273,-
D80087	<input type="checkbox"/>	Depth adjustable hinge for footplates only (50 mm in all) – mounted	504,-
D21044	<input type="checkbox"/>	Foot board, adjustable	326,-
D21041	<input type="checkbox"/>	Foot box upholstered (not approved for car transportation, if this is needed, please choose the Netti Grandis solution)	515,-
D21745	<input type="checkbox"/>	Calf support bracket upholstery - pair - skai cover	63,-
D41617	<input type="checkbox"/>	Calf support upholstery extra soft - pair - EC or 3D cover depending on the fabric for the whole chair	221,-

D28453	<input type="checkbox"/>	Foot plate upholstery - pair - skai cover	305,-
D86900	<input type="checkbox"/>	Bodypoint calf strap M	181,-
D86901	<input type="checkbox"/>	Bodypoint calf strap L	181,-

Manually angle adjustable leg supports




Standard	<input checked="" type="checkbox"/>	Manually angle adjustable leg supports with	0,-
		-automatic length adjustment	
		-angle adjustable foot plates	
		-calf supports and knee upholstery	
		-reinforced extension pieces	

D88211	<input type="checkbox"/>	Leg support upper parts with lever instead of star wheel for angle adjustment	89,-
			
		Bodypoint ankle huggers with upholstery	
	<input type="checkbox"/>	D44863 S (L: 170-200 mm)	242,-
	<input type="checkbox"/>	D44864 M (L: 190-230 mm)	242,-
	<input type="checkbox"/>	D44865 L (L: 220-290 mm)	252,-
	<input type="checkbox"/>	D44904 XL (L: 280-330 mm)	273,-
D80087	<input type="checkbox"/>	Depth adjustable hinge for footplates only (50 mm in all) – mounted	504,-
D21008	<input type="checkbox"/>	Gas spring for upper parts	987,-
D21081	<input type="checkbox"/>	Extra Abduction (+ 50 mm), not for SW 430 + 600 mm - adjustment of the calf supports will be limited. Not approved for car transport – if needed, please contact customer service.	431,-
D21044	<input type="checkbox"/>	Foot board, adjustable	326,-
D21041	<input type="checkbox"/>	Foot box upholstered (not approved for car transportation, if this is needed, please choose the Netti Grandis solution)	515,-
D21745	<input type="checkbox"/>	Calf support bracket upholstery - pair - skai cover	63,-
D41617	<input type="checkbox"/>	Calf support upholstery extra soft - pair - EC or 3D cover depending on the fabric for the whole chair	221,-
D23014	<input type="checkbox"/>	Foot fixation, pair	147,-
D28453	<input type="checkbox"/>	Foot plate upholstery - pair - skai cover	305,-
D86900	<input type="checkbox"/>	Bodypoint calf strap M	181,-
D86901	<input type="checkbox"/>	Bodypoint calf strap L	181,-



Universal leg supports



D24006	<input type="checkbox"/>	Universal leg supports with knee angle adjustment, adjustable below 90° for contract leg situations with seat unit tilted when chair is pushed. Reinforced extension pieces. Without calf supports.	137,-
--------	--------------------------	--	-------

D21081	<input type="checkbox"/>	Extra Abduction (+ 50 mm), not for SW 430 + 600 mm. Not for car transport – if needed, please contact customer service.	431,-
		Bodypoint ankle huggers with upholstery incl. mounting kit	
	<input type="checkbox"/>	D44863 S (L: 170-200 mm)	242,-
	<input type="checkbox"/>	D44864 M (L: 190-230 mm)	242,-
	<input type="checkbox"/>	D44865 L (L: 220-290 mm)	252,-
	<input type="checkbox"/>	D44904 XL (L: 280-330 mm)	273,-
D80087	<input type="checkbox"/>	Depth adjustable hinge for footplates only (50 mm in all) – mounted	504,-
D21044	<input type="checkbox"/>	Foot board, adjustable (without heel strap)	326,-
D21041	<input type="checkbox"/>	Foot box upholstered (not approved for car transport, if this is needed, please use the Netti Grandis solution which is approved)	515,-
D86900	<input type="checkbox"/>	Bodypoint calf strap M	181,-
D86901	<input type="checkbox"/>	Bodypoint calf strap L	181,-

Netti Grandis angle adjustable leg supports


D88600	<input type="checkbox"/>	Netti Grandis angle adjustable positioning leg supports for complex individual configurations. Reduces pressure and shear forces. For users with e.g. contractions, leg asymmetry, elephantiasis.	1.098,-
		The foot support is characterized by unique ergonomics and user-friendliness due to lifting handles, scale displays and conical extension pieces. Angle adjustable incl. angle limiter and adjustable calf- and foot supports.	
	<input type="checkbox"/>	Calf support upholstery extra soft - pair - EC or 3D cover depending on the fabric for the whole chair	211,-
D88608	<input type="checkbox"/>	Extra Abduction (+ 50 mm), not for SW 430 mm and for SW 600 mm only with footboard - adjustment of the calf supports will be limited. Not approved for car transport – if needed, please contact customer service.	419,-
D88607	<input type="checkbox"/>	Knee upholstery for the upper lower leg (3D or EC cover depending on the fabric for the whole chair)	113,-
D21745	<input type="checkbox"/>	Calf support bracket upholstery - pair - skai cover	63,-
D88014	<input type="checkbox"/>	Foot fixation, pair incl. mounting kit	236,-
D88603	<input type="checkbox"/>	Foot board, lockable and upwards swingable	386,-
D88605	<input type="checkbox"/>	Footbox, upholstered with Skai cover (approved for car transport)	728,-
D21293	<input type="checkbox"/>	Calf strap	95,-
D86900	<input type="checkbox"/>	Bodypoint calf strap M	181,-
D86901	<input type="checkbox"/>	Bodypoint calf strap L	181,-
		Bodypoint ankle huggers with upholstery	
	<input type="checkbox"/>	D88863 S (L: 170-200 mm)	327,-
	<input type="checkbox"/>	D88864 M (L: 190-230 mm)	327,-
	<input type="checkbox"/>	D88865 L (L: 220-290 mm)	337,-

<input type="checkbox"/>	D88866 XL (L: 280-330 mm)	360,-
--------------------------	---------------------------	-------



Netti Grandis amputation support

D88618	<input type="checkbox"/>	Amputation support left incl. Netti Grandis leg support right side	1.053,-
D88619	<input type="checkbox"/>	Amputation support right incl. Netti Grandis leg support left side	1.053,-
D800	<input type="checkbox"/>	Amputation support left + right – requires frame extension	1.468,-

Netti Grandis leg support with fixed angle

	D88612	<input type="checkbox"/>	Netti Grandis leg supports with fixed angle for complex individual configurations. Reduces pressure and shear forces. For users with e.g. contractions, leg asymmetry. The foot support is characterized by unique ergonomics and user-friendliness due to scale displays and conical extension pieces. Adjustable in a fixed angle – also below 90°. Including heel strap.	1.098,-
	D88608	<input type="checkbox"/>	Extra Abduction (+ 50 mm), not for SW 430 mm and for SW 600 mm only with footboard - adjustment of the calf supports will be limited. Not approved for car transport – if needed, please contact customer service.	419,-
	D88603	<input type="checkbox"/>	Foot board, lockable and upwards swingable (without heel strap)	386,-
	D88605	<input type="checkbox"/>	Footbox, upholstered with Skai cover (approved for car transport)	728,-

Netti Dynamic angle adjustable leg supports

	D82296	<input type="checkbox"/>	Netti Dynamic angle adjustable leg rests DUAL with calf supports and footboard, 100N. Standard adjustment piece 300 mm (lower leg length 450-550 mm) Adjustment piece 214 mm (lower leg length 350-450 mm)	Price on request
	D82298	<input type="checkbox"/>		
	D82318	<input type="checkbox"/>	<u>Adjustable for different thigh lengths:</u> Standard adjustment piece 300 mm (lower leg length 450-550 mm)	
	D82319	<input type="checkbox"/>	Adjustment piece 214 mm (lower leg length 350-450 mm)	
	D32296	<input type="checkbox"/>	Extra-long knee upholstery 550 mm – 3D cover	290,-
	D45245	<input type="checkbox"/>	Reinforced automatic footboard lock - Not possible to combine with D82318/9 (extension bracket). With this lock the footboard is not angle adjustable, but this can be offered as special adaptation.	Price on request
	D88211	<input type="checkbox"/>	Leg support upper parts with lever instead of star wheel for angle adjustment (only for manually adjustable leg supports)	89,-
		<input type="checkbox"/>	Bodypoint ankle huggers with upholstery	
	D44863	<input type="checkbox"/>	S (L: 170-200 mm)	242,-
	D44864	<input type="checkbox"/>	M (L: 190-230 mm)	242,-
	D44865	<input type="checkbox"/>	L (L: 220-290 mm)	252,-
	D44904	<input type="checkbox"/>	XL (L: 280-330 mm)	273,-

D21081	<input type="checkbox"/>	Extra abduction for leg rests (+50 mm) not for SW 430 + 600 mm - adjustment of the calf supports will be limited. Not approved for car transport – if needed, please contact customer service.	431,-
D21745	<input type="checkbox"/>	Calf support bracket upholstery - pair - skai cover	63,-
D41617	<input type="checkbox"/>	Calf support upholstery extra soft - pair - EC or 3D cover depending on the fabric for the whole chair (SW 550+600 mm only 3D)	221,-
D86900	<input type="checkbox"/>	Bodypoint calf strap M	181,-
D86901	<input type="checkbox"/>	Bodypoint calf strap L	181,-

ARM SUPPORTS & ACCESSORIES

Standard	<input checked="" type="checkbox"/>	Arm support height adjustable and swingable (395 mm)	0,-
Standard	<input checked="" type="checkbox"/>	For SW 350-500 mm: Arm pads 385 x 58 mm	0,-
Standard	<input checked="" type="checkbox"/>	For SW 550-600 mm: Arm pads 420 x 80 mm	0,-
D89710*	<input type="checkbox"/>	Completely upholstered armrest height 395 mm with app. 20 mm thick Skai upholstery. Arm pad 450 x 100 mm and skirt guard app. 570 x 215 mm	608,-
D89711*	<input type="checkbox"/>	Completely upholstered armrest height 445 mm with app. 20 mm thick Skai upholstery. Arm pad 450 x 100 mm and skirt guard app. 570 x 215 mm	662,-
D89712*	<input type="checkbox"/>	Completely upholstered armrest height 500 mm with app. 20 mm thick Skai upholstery. Arm pad 450 x 100 mm and skirt guard app. 570 x 215 mm	715,-
D29398	<input type="checkbox"/>	Reinforced arm support brackets (not to be combined with SW extension/ for SW 350+380 mm only as special adaptation)	284,-
D80735	<input type="checkbox"/>	Reinforced arm rests (skirt guard in aluminium und arm pads 420 x 80 mm)	767,-
D21015	<input type="checkbox"/>	Arm support extended with 100 mm (495 mm)	431,-
D21077	<input type="checkbox"/>	Arm pads 420 x 80 mm for SW 350 - 500 mm	126,-
D21078	<input type="checkbox"/>	Arm pads 445 x 70 mm	126,-
D21079	<input type="checkbox"/>	Arm pads 525 x 80 mm	126,-
D21927	<input type="checkbox"/>	Arm pads curved at the back 524 x 79 mm	168,-
D41649	<input type="checkbox"/>	Standard arm pad upholstery extra soft, EC or 3D cover depending on the fabric for the whole chair (can only be combined with a swingable/ lockable tray together with tray spacers)	116,-
D41650	<input type="checkbox"/>	Arm pad upholstery extra soft for D21077, EC or 3D cover depending on the fabric for the whole chair (can only be combined with a swingable/ lockable tray together with tray spacers)	137,-
D23003	<input type="checkbox"/>	Hemiplegic cushion	221,-
D22185	<input type="checkbox"/>	Arm support hemiplegic left (can only be combined with a tray in special adaptation)	336,-
D22186	<input type="checkbox"/>	Arm support hemiplegic right (can only be combined with a tray in special adaptation)	336,-

*These arm supports can only be combined with a reinforced tray in SW 350-450 mm, or with a swingable or lockable tray in combination with tray spacers.


NEW:

Push rim controlled drive unit and easy propulsion with joystick or attendant control – order directly by Netti together with the requested comfort wheelchair. Please use separate order form

MAIN WHEEL

Standard	<input checked="" type="checkbox"/>	For SW 350-500: 24 x 1" PU seath height	<input type="checkbox"/> 460 mm	<input type="checkbox"/> 490	0,-
		Possible front wheels	5, 6, 7"	7, 8"	
Standard	<input checked="" type="checkbox"/>	For SW 550-600: 24 x 1 3/8 PU	<input type="checkbox"/> 460 mm	<input type="checkbox"/> 490	0,-
		Possible front wheels	7"	7, 8"	
D20831	<input type="checkbox"/>	Main wheel w/one hand drive (24x1 3/8 Drum brake) – left Seat height:	<input type="checkbox"/> 460 mm	<input type="checkbox"/> 490	1.890,-
		mm Possible front wheels:	5, 6 & 7"	7 & 8"	
		For SW 550+600 mm only as special adaptation			
D20832	<input type="checkbox"/>	Main wheel w/one hand drive (24x1 3/8 Drum brake) – right Seat height:	<input type="checkbox"/> 460 mm	<input type="checkbox"/> 490	1.890,-
		mm Possible front wheels:	5, 6 & 7"	7 & 8"	
		For SW 550+600 mm only as special adaptation			
D20834	<input type="checkbox"/>	One hand drive for 24" wheels PU – left. Cannot be combined with drum brakes. Seat height:	<input type="checkbox"/> 460 mm	<input type="checkbox"/> 490	1.239,-
		mm Possible front wheels:	5, 6 & 7"	7 & 8"	
		For SW 600 mm only as special adaptation.			
D20836	<input type="checkbox"/>	One hand drive for 24" wheels PU – right. Cannot be combined with drum brakes. Seat height:	<input type="checkbox"/> 460 mm	<input type="checkbox"/> 490	1.239,-
		mm Possible front wheels:	5, 6 & 7"	7 & 8"	
		For SW 600 mm only as special adaptation.			
D20837	<input type="checkbox"/>	One hand drive for 22" wheels PU – left. Cannot be combined with drum brakes. Seat height:	<input type="checkbox"/> 460 mm	<input type="checkbox"/> 490	1.239,-
		mm Possible front wheels:	5, 6 & 7"	7 & 8"	
		For SW 600 mm only as special adaptation.			

D20838	<input type="checkbox"/>	One hand drive for 22" wheels PU – right. Cannot be combined with drum brakes. Seat height: <input type="checkbox"/> 460 mm <input type="checkbox"/> 490 mm Possible front wheels: 5, 6 & 7" 7 & 8" For SW 600 mm only as special adaptation.	1.239,-
D22006	<input type="checkbox"/>	Main wheels size: 1 3/8, PU wheel for SW 350-500 mm	74,-
D22008	<input type="checkbox"/>	Main wheels pneumatic – only 24 x 1 3/8 available	74,-
D81006	<input type="checkbox"/>	Main wheels 24 x 1 3/8 Heavy duty wheels	462,-
D22007	<input type="checkbox"/>	22 x 1" PU – seat height: <input type="checkbox"/> 435 mm <input type="checkbox"/> 465 mm <input type="checkbox"/> 475 mm Possible front wheels: 5 & 6" 6 & 7" 8"	147,-
D22002	<input type="checkbox"/>	20 x 1" PU - seat height: <input type="checkbox"/> 405 mm <input type="checkbox"/> 420 mm <input type="checkbox"/> 455mm Possible front wheels 3" 5" 6 & 7"	158,-
D21035	<input type="checkbox"/>	12 1/2" DB flexel** - seat height: <input type="checkbox"/> 470 mm <input type="checkbox"/> 480 mm <input type="checkbox"/> 500mm Possible front wheels 5 & 6" 7" 8"	389,-
D22035	<input type="checkbox"/>	16" DB PU - seat height: <input type="checkbox"/> 485 mm <input type="checkbox"/> 495mm Possible front wheels 7" 8"	389,-
D22010	<input type="checkbox"/>	26 x 1 3/8" PU - seat height: <input type="checkbox"/> 490 mm <input type="checkbox"/> 505 mm <input type="checkbox"/> 530mm Possible front wheels 6 & 7" 8" 8" (Max. capacity 145 kg)	158,-
D22009	<input type="checkbox"/>	Hand and spoke protector, transparent, pair (not for one hand drive standard)	158,-
D22013	<input type="checkbox"/>	Push rim cover, pair (cannot be combined with D81006)	126,-

** Without frame brakes - Please contact us for an offer of a frame brake option.

FRONT WHEELS

Standard	<input checked="" type="checkbox"/>	SW 350-500 mm: Front wheels: 7" – 175 x 33 PU	0,-
Standard	<input checked="" type="checkbox"/>	SW 550-600 mm: Front wheels: 7" – 175 x 45 PU	0,-
D21021	<input type="checkbox"/>	Front wheels: 7" – 175 x 45 PU for SW 350 – 500 mm (necessary for supportive engines)	95,-
D21012	<input type="checkbox"/>	Front wheels: 7" – 175 x 45 pneumatic	95,-
D22003	<input type="checkbox"/>	Front wheels: 5" – 125 x 27 PU (max. capacity 145 kg)	95,-
D22005	<input type="checkbox"/>	Front wheels: 6" – 150 x 30 PU (max. capacity 145 kg)	95,-
D21026	<input type="checkbox"/>	Front wheels: 8" – 200 x 50 PU	95,-
D20664	<input type="checkbox"/>	Front wheel distance bush to simplify foot propelling (ideal in combination with D24005)	179,-

HEAD SUPP



		A	B	C	D	E	F
D82025	<input type="checkbox"/>	Head support adapter aluminium (not to be combined with stabilizer for head rest)					252,-
D20575	<input type="checkbox"/>	Head support A, with side support					242,-
D82566	<input type="checkbox"/>	Head support A with side support and head band					359,-
D82568	<input type="checkbox"/>	Extra comfort pads for the head band of D82566, pair					34,-
D20574	<input type="checkbox"/>	Head support B, small, oval					242,-
D20573	<input type="checkbox"/>	Head support C, large, square					242,-
D82746	<input type="checkbox"/>	Netti Dynamic head support C incl. head support adapter in aluminium If combined with other options, please send us a request, as some solutions are only possible as special adaptations. For more information, feel free to contact us.					Price on request
D20576	<input type="checkbox"/>	Head support D, comfort (pressure distributive)					305,-
D27575	<input type="checkbox"/>	Head support E with adjustable side supports					368,-
D27576	<input type="checkbox"/>	Head support F with cheek support					483,-
D21027	<input type="checkbox"/>	Headrest adjustment tube (horizontal) + 100 mm, length 250 mm					95,-
D21028	<input type="checkbox"/>	Headrest adjustment tube (horizontal) + 230 mm, length 380 mm					105,-
D21054	<input type="checkbox"/>	Headrest adjustment tube (vertical) + 100 mm, length 500 mm					95,-
D23004	<input type="checkbox"/>	Comfort cushion for head rest type C – removable with Mars cover					189,-
D23012	<input type="checkbox"/>	Easy Care cover for head support type A, B, C – removable					95,-
D23013	<input type="checkbox"/>	3D cover for head support type A, B, C – removable					95,-
D23015	<input type="checkbox"/>	Grey head support cushion with Mars cover					242,-
D23017	<input type="checkbox"/>	Stabilizer for head support - SW 350-500 - not to be combined with stabilizer for head rest (recommended for car transportation).					294,-
D23023	<input type="checkbox"/>	Stabilizer for head support - SW 550-600 – not to be combined with stabilizer for head rest (recommended for car transportation)					347,-



D45372	<input type="checkbox"/>	[A] Savant head support incl. headband, small – height 130 mm User forehead 460-560 mm User ½ circumference behind ears 150-180 mm Inside distance along top support 300 mm, along middle support 180 mm (not approved for car transport – if this is needed please order an additional Netti headrest)					Price on request
D45374	<input type="checkbox"/>	[A] Savant head support incl. headband, adult – height 150 mm User forehead 560-610 mm					Price on request

		User ½ circumference behind ears 200-300 mm Inside distance along top support 360 mm, along middle support 200 mm (not approved for car transport – if this is needed please order an additional Netti headrest)	
D45373	<input type="checkbox"/>	[B] Side pads for Savant head support. For extra lateral support. For the upper arms of the head support. Cannot be combined with the headband	Price on request
D45375	<input type="checkbox"/>	Headrest adjustment tube (horizontal) + 100 mm, length 250 mm	Price on request
D45368	<input type="checkbox"/>	[C] Axion head support rotary interface, permits a lateral rotation of 60°. Only for Savant headrests. (not approved for car transport – if this is needed please order an additional Netti headrest)	Price on request
D45376	<input type="checkbox"/>	Axion head support rotary interface, permits a lateral rotation of 90°. Only for Savant headrests. (not approved for car transport – if this is needed please order an additional Netti headrest)	Price on request
D89558	<input type="checkbox"/>	[C] Axion head support rotary interface, permits a lateral rotation of 60°. Only for Netti headrests. (not approved for car transport – if this is needed please order an additional Netti headrest)	Price on request
D89559	<input type="checkbox"/>	Axion head support rotary interface, permits a lateral rotation of 90°. Only for Netti headrests. (not approved for car transport – if this is needed please order an additional Netti headrest)	Price on request

TRAYS

D21059	<input type="checkbox"/>	Universal tray for SW 350 - 500 mm (for SW 500 and arm pad D21077, D21079 or D21927, please choose tray D21063)	236,-
D21063	<input type="checkbox"/>	Universal tray for SW 550 + 600 mm (necessary for SW 500 with arm pad D21077, D21079 or D21927)	294,-
D21050	<input type="checkbox"/>	Tray reinforced for SW 350-500 mm (not possible for SW 500 if combined with arm pads D21077, D21079 or D21927)	399,-
D24001	<input type="checkbox"/>	Tray swingable for SW 350-500 mm (not possible for SW 500 if combined with arm pads D21077, D21079 or D21927)	273,-
D93316	<input type="checkbox"/>	Tray spacer for swingable tray – necessary if a tray is combined with soft upholstery for armpads D41649/D41650	30,-
D24002	<input type="checkbox"/>	Tray lockable for SW 350-500 mm (not possible for SW 500 if combined with arm pads D21077, D21079 or D21927)	273,-
D93315	<input type="checkbox"/>	Tray spacer for lockable tray – necessary if a tray is combined with soft upholstery for armpads D41649/D41650	20,-
D21052	<input type="checkbox"/>	Upholstery for tray	126,-
D23006	<input type="checkbox"/>	Half tray, upholstered, left	431,-
D23005	<input type="checkbox"/>	Half tray, upholstered, right	431,-

VARIOUS ACCESSORIES

D21087	<input type="checkbox"/>	Clinic-kit (tools) for angle adjustable foot supports	126,-
D21239	<input type="checkbox"/>	Tool kit	105,-
D41987	<input type="checkbox"/>	Intravenous rack	336,-

BELT OPTIONS FROM BODYPOINT AND NETTI






Belts and accessories for seat unit



[A]	[B]	[C]	[D]	[E]	[F]
D86282	<input type="checkbox"/>	Belt bracket kit – seat [A]			109,-
D20845	<input type="checkbox"/>	Hip belt, with upholstery and car belt lock [B]			126,-
		Bodypoint 2-point pelvic stabiliser Evoflex incl. mounting kit [A+C]			280,-
D86902	<input type="checkbox"/>	XS (overall pad length: 380 mm)			
D86891	<input type="checkbox"/>	M (overall pad length: 460 mm)			
D86892	<input type="checkbox"/>	L (overall pad length: 620 mm)			
		Bodypoint 2-point hip belt incl. mounting kit [A+F]			252,-
D45273	<input type="checkbox"/>	XS (overall pad length: 360 mm)			
D45274	<input type="checkbox"/>	S (overall pad length: 400 mm)			
D45275	<input type="checkbox"/>	M (overall pad length: 460 mm)			
D45040	<input type="checkbox"/>	Security cover for type [C], [D] and [F] in XS/M/L			74,-
D45276	<input type="checkbox"/>	Bodypoint 2-point pelvic stabiliser for SW 550-650 mm incl. mounting kit (overall pad length: 820 mm) [A+F]			368,-
		Bodypoint 4-point pelvic stabiliser incl. mounting kit [2xA+D]			423,-
D86889	<input type="checkbox"/>	XS (overall pad length: 360 mm)			
D86893	<input type="checkbox"/>	M (overall pad length: 460 mm)			
D86894	<input type="checkbox"/>	L (overall pad length: 620 mm)			
D60001	<input type="checkbox"/>	Abduction belt [E]			557,-
		Bodypoint supportive universal elastic strap			189,-
D45084	<input type="checkbox"/>	S (Height 80 mm - 1420 mm long, easily cut-to-length)			
D45085	<input type="checkbox"/>	L (Height 110 mm - 1420 mm long, easily cut-to-length)			
D45086	<input type="checkbox"/>	XL (Height 150 mm - 1420 mm long, easily cut-to-length)			






Belts and accessories for back unit

				
[A]	[B]	[C]	[D]	[E]
D86890	<input type="checkbox"/>	H-harness adaptor kit (recommended for all upper body harnesses) [A]		278,-
D20881	<input type="checkbox"/>	H-belt, with upholstery and car belt lock [B]		263,-
D41645	<input type="checkbox"/>	Belt cross harness [C]		200,-
		Bodypoint Stayflex chest support without zipper [D]		274,-
D89805	<input type="checkbox"/>	XS (Shoulder width 240-280 mm)		
D89898	<input type="checkbox"/>	S (Shoulder width 380-330 mm)		
D86895	<input type="checkbox"/>	M (Shoulder width 330-410 mm)		
D86896	<input type="checkbox"/>	L (Shoulder width 410-480 mm)		
		Bodypoint Pivofit shoulder harness [E]		274,-
D89802	<input type="checkbox"/>	XS (Shoulder width 240-280 mm)		
D89803	<input type="checkbox"/>	S (Shoulder width 380-330 mm)		
D86898	<input type="checkbox"/>	M (Shoulder width 330-410 mm)		
D86899	<input type="checkbox"/>	L (Shoulder width 410-480 mm)		

NETTI CUSTOMIZED

Netti has many years of experience in developing customized solutions. Feel free to contact us for a quote concerning your individual solution.

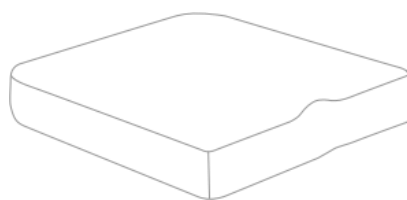
CUSTOM MADE – most wanted special adapted items (price on request)

		
[A]	[B]	[C]
<input type="checkbox"/>	Reinforced footboard in aluminium	
<input type="checkbox"/>	180° back solution for users with special need for positioning or resting [A]	
<input type="checkbox"/>	Calf support upholstery in special length or material	
<input type="checkbox"/>	Extra long calf supports (please state length) [B]	
<input type="checkbox"/>	Back cushion with special side support (see drawing page 9) [C]	
<input type="checkbox"/>	Special back height, e.g. 400 or 700 mm	

Please describe your current case and how a possible solution could look. If you have any picture or video material, we would also like to see this. To offer the best solution, please describe the user in the best possible way, e.g. such as any given diagnosis, user weight and/or the exact pattern movement of the user.

User weight:

Please write the exact measurements and draw the wished solution for the requested accessories e.g. by using the drawings underneath.


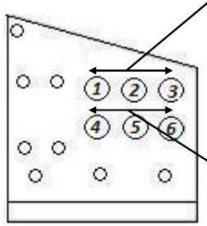


Please inform us if there are any special circumstances in the living area that has an influence for the chair: e.g. the total possible width _____ mm and length _____ mm of the chair.

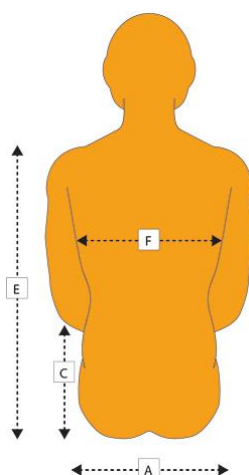
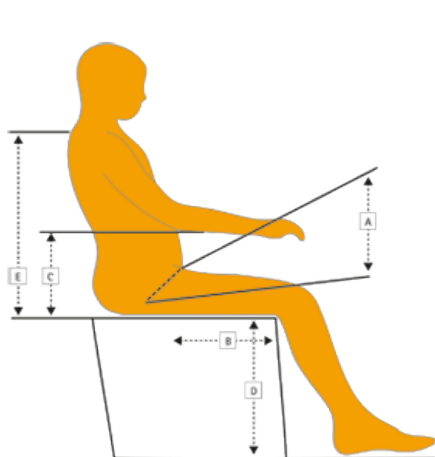
TECHNICAL DATA

Tilt (seat)	-9° to +20°
Recline (back)	90° to 126°
Total width of the wheelchair	Seat width + 220 mm (std. wheels/DB-wheels) / +190 mm (12" DB-wheels)/ +210 mm (16" DB wheels)
Total length	1020 mm with leg rests
Total height	1050 mm
Distance arm support to seatplate	Min: 170 mm/ max. 310 mm
Weight of wheelchair	App. 39 kg (without cushion)
Frame colour	Silver
Cover variants	Stretchable & flexible cover 3D Easy Care antibacterial cover, washable
Crash test	ISO 7176-19 (160 kg)

Seat height – WITHOUT seat cushion (measured from floor to seat plate) (with sliding seat plate. With comfort plate the seat height is 15 mm lower) Please notice, that not all seat widths have a max load of 160 kg.

Netti III View side frame left		Seating heights by using different rear/front wheels and different frame- and front castor positions	
Front wheels		Frame rear side	
5" + 24" = SH 460 mm 6" + 24" = SH 460 mm 7" + 24" = SH 460 mm 7" + 24" = SH 490 mm 8" + 24" = SH 490 mm 5" + 22" = SH 435 mm 6" + 22" = SH 435 mm 6" + 22" = SH 465 mm 7" + 22" = SH 465 mm 8" + 22" = SH 475 mm 3" + 20" = SH 405 mm 5" + 20" = SH 420 mm 6" + 20" = SH 455 mm	 7" + 20" = SH 455 mm 6" + 26" = SH 490 mm 7" + 26" = SH 490 mm 8" + 26" = SH 505 mm 8" + 26" = SH 530 mm 5" + 12" = SH 470 mm 6" + 12" = SH 470 mm 7" + 12" = SH 480 mm 8" + 12" = SH 500 mm 7" + 16" = SH 485 mm 8" + 16" = SH 495 mm	 <div> Hole 1, 2, 3 for 12" - 16" - 20" - 22" - 24" - 26" 12" = H1 = seat height 470 mm 16" = H1 = seat height 485 mm 20" = H1 = seat height 405 mm 22" = H1 = seat height 435 mm 24" = H1 = seat height 460 mm 26" = H1 = seat height 490/505 mm </div> <div> Hole 4, 5, 6 for 12" - 16" - 20" - 22" - 24" - 26" 12" = H2 = seat height 470/480/500 mm 16" = H2 = seat height 495 mm 20" = H2 = seat height 420/450 mm 22" = H2 = seat height 465 mm 24" = H2 = seat height 490 mm 26" = H2 = seat height 530 mm </div>	
We offer 3 different front forks. You will get the right one by crossing the seating height.			

Leg rests	Min. calf length	Max. calf length
Manual or electric angle adjustable leg rests	320 mm	680 mm
Universal leg rests	360 mm	500 mm
Netti Grandis leg rests	360 mm	640 mm
Netti Grandis fixed leg rests	380 mm	550 mm



Measurements

A Hip width/Seat width	_____ mm
B Thigh length / seat depth	_____ mm
C Arm rest height	_____ mm
D Leg length / seat height	_____ mm
E Backrest height	_____ mm
F Trunk width	_____ mm